

Brochure

Create a brochure that (depending on the topic):

- Explains a mathematical/scientific concept
- Describes an historical event or place
- Advertises a book
- Summarizes the life of a famous person




Words from the Trade:

- Graphics
- Sources
- Cover
- Format
- Brochure
- Tri-fold

Trade Hints:




- The title of the brochure should state the brochure purpose.
- Use images (pictures) for color and added interest.
- Try Microsoft® Publisher for a brochure format, if available.
- Neatness counts! Do as much as you can on the computer.
- Download pictures from the Internet.
- Be accurate- research your topic and document your sources.



Project "Look-4s"

An excellent project has all of these elements:

- A title that grabs the audience's attention
- Information that is accurate and interesting
- Careful spelling and grammar
- Pictures that add to the information presented
- A list of the books you used to find information

	Brochure		
Performance Element	Wow! 	Getting there 	Work in progress 
Front Cover	Has a clear title, the author's name, and is eye-catching and neat	Has a title, the author's name, and is neat	Has no title or author's name
Mechanics	All spelling, punctuation marks, and capitals are correct	Some punctuation marks or capitals are left out or are incorrect. Spelling errors may or may not be present	Several punctuation, capitalization, and spelling errors are present
Content	You provided a lot of information. Your report is well organized and easy to understand. Your readers will learn a lot	You need to find additional information in one or more areas of the brochure	More information is needed in all areas of the brochure
Graphics	Graphics are neat and colorful, and enhance the information presented	Graphics are appropriate to the content	No graphics
Back Cover	Back cover lists all sources used in the creation of the brochure	Back cover lists some of the sources used in the creation of the brochure	Back cover does not list sources used in the creation of the brochure